



REBUILDING

CA

Features and Functionality



The **Rebuilding CA** website offers a range of features to enhance the user experience and provide valuable project-related information, which includes:

- Project maps
- State and federal program information
- Data dashboards
- Efficiencies report
- Project spotlights and gallery
- News releases



Our Priorities

We prioritize our commitment to transparency, accountability, and the responsible utilization of public funds by:

- Program transparency and accountability
- Commitment to accurate data reporting
- Foster public trust and confidence
- Engage taxpayers using straightforward explanations

Project Information

Search using location, date, project status, funding mechanism, or program type.



1 Interactive Map

2 Table View

SB 1 Projects Copyright © 2022 California Department of Transportation

Find address or place

Search California Transportation Projects

State Funding Programs (Narrow search by selecting items)

- ALL
- Active Transportation Program (ATP)
- Field Maintenance (FM)
- Highway Maintenance (HM)
- Local Partnership Program-Competitive (LPP-C)
- Local Partnership Program-Formulaic (LPP-F)

Federal Funding Programs (Narrow search by selecting items)

- ALL
- Bridge Formula Program (BFP)
- Carbon Reduction Program (CRP)
- Congestion Mitigation and Air Quality (CMAQ) Improvement Program
- Highway Safety Improvement Program (HSIP)
- Metropolitan Planning Program (MPP)

Funded By:

- ALL
- SB1
- Non-SB1
- Federal
- Non-Federal

Fiscal Year:

- ALL
- 26/27
- 25/26
- 24/25
- 23/24

Filter By:

- City
- County
- Congressional District
- Assembly District
- Senate District

City:

- ALL
- Adelanto
- Agoura Hills
- Alameda
- Albany

State Highway:

- ALL

Project Status:

- ALL

Rebuilding CA Projects Copyright © 2017-23 California Department of Transportation

Funding Programs: SB 1 Federal All Programs Not SB 1 Not Federal

Location: County SHS: ON OFF

Fiscal Years: 21/22

Implementing Agency:

Project Status: In Progress

Number of projects returned: 22.

Project ID	Implementing Agency	Program	Project Description	Cost	Fiscal Year	Fund Type	Project Status	Assembly Districts	Senate Districts	Congressional Districts	Counties	Cities	Caltrans Is on Districts	SHS?	Date Updated
1200020328	Caltrans	Local Partnership Program - Competitive	In the cities of Irvine, Santa Ana and Tustin, from I-405 to I-5. Add one mixed flow lane and one HOV lane in each direction; fix chokepoints; add auxiliary lane in each direction between select on/off ramps; and non-capacity operational improvements.	Total Cost: \$475,100,000 SB 1 Funds: \$25,000,000 Federal Funds: \$0	21/22	Is SB 1?: Yes Is Federal?: No	In Progress	68, 69, 74	34, 37	45, 46, 48	Orange	Costa Mesa, Irvine, Santa Ana, Tustin	12	Yes	12/20/2022
1218000079	Caltrans	State Hwy Operations & Protection Program - Major	A \$5.19 million dollar project in Orange County on Route 73 will rehabilitate bridge decks, bridge joints and approach slabs to preserve service life on ten bridges.	Total Cost: \$5,188,000 SB 1 Funds: \$5,183,000 Federal Funds: \$0	21/22	Is SB 1?: Yes Is Federal?: No	In Progress	73, 74	36, 37	45, 48	Orange	Aliso Viejo, Costa Mesa, Irvine, Laguna Beach, Laguna Niguel, Laguna Hills, Newport Beach	12	Yes	6/28/2022
1216000124	Caltrans	State Hwy Operations & Protection Program - Major Highway Safety Improvement Program (HSIP)	A \$6.2 million dollar project in Orange County on Route 91 will enhance lane assignment and motorist safety by installing additional guide sign structures, upgrading sign panels and guardrail, refreshing and extending striping, and reconstructing concrete median barrier.	Total Cost: \$6,200,000 SB 1 Funds: \$0 Federal Funds: \$4,478,100	21/22	Is SB 1?: No Is Federal?: Yes	In Progress	65	29, 32	39, 46	Orange	Anaheim, Buena Park, Fullerton	3	Yes	1/25/2023

1 Interactive Map

Users can navigate the map, zoom in and out, and click on markers to access project information associated with specific locations.

SB 1 Projects Copyright @ 2022 California Department of Transportation

State Hwy Operations & Protection Program (SHOPP) Major

Pavement Rehabilitation

A \$54 million dollar project in Orange County on Route 5 will rehabilitate pavement and drainage systems, upgrade lighting, enhance highway worker safety, replace overhead sign panels, and construct bicycle and pedestrian improvements.

Federal Program: State Hwy Operations & Protection Program Major-Federal
Status: Planned
Project Cost: \$54,000,000
SB1 Funds: \$521,885
Federal Funds: \$4,028,115
Fiscal Year: 25/26
Congressional Districts: 45, 48, 49
State Assembly Districts: 68, 73, 74
State Senate Districts: 36, 37
County Names: Orange
City Names: Irvine, Laguna Niguel, Laguna Hills, Laguna Woods, Lake Forest, Mission Viejo, San Juan Capistrano

Search California Transportation Projects

State Funding Programs (Narrow search by selecting items)

- Local Streets and Roads (LSR)
- Solutions for Congested Corridors Program (SCCP)
- State Hwy Operations & Protection Program (SHOPP) Major
- State Hwy Operations & Protection Program (SHOPP) Minor A
- State Hwy Operations & Protection Program (SHOPP) Minor B
- State of Good Repair (SGR)

Federal Funding Programs (Narrow search by selecting items)

- ALL
- Bridge Formula Program (BFP)
- Carbon Reduction Program (CRP)
- Congestion Mitigation and Air Quality (CMAQ) Improvement Program
- Highway Safety Improvement Program (HSIP)
- Metropolitan Planning Program (MPP)

Funded By:

- ALL
- SB1
- Non-SB1
- Federal
- Non-Federal

Fiscal Year:

- ALL
- 26/27
- 25/26
- 24/25
- 23/24

Filter By:

- County
- Congressional District
- Assembly District
- Senate District
- Caltrans District

County:

- Napa
- Nevada
- Orange
- Placer
- Plumas

State Highway:

- ALL
- ON State Highway
- OFF State Highway

Project Status:

- ALL
- Completed
- In Progress
- Planned

Project type

Map results

Location

4

2 Table View

- The table view provides a comprehensive overview of project information in a structured format, ensuring easy navigation and efficient access. Save or download your results.
- Data updates occur at various frequencies.



Funding Programs: State Hwy Oper SB 1 Not SB 1 Federal Not Federal
Location: County: SHS: ON OFF
Fiscal Years: 25/26
Implementing Agency:
Project Status: Planned

Number of projects returned: 4.

Project ID Project Name	Implementing Agency	Program	Project Description	Cost	Fiscal Year	Fund Type	Project Status	Assembly Districts	Senate Districts	Congressional Districts	Counties	Cities	Caltrans Districts	Is on SHS?	Date Updated
1220000058 Pavement Rehabilitation	Caltrans	State Hwy Operations & Protection Program Major	A \$54 million dollar project in Orange County on Route 5 will rehabilitate pavement and drainage systems, upgrade lighting, enhance highway worker safety, replace overhead sign panels, and construct bicycle and pedestrian improvements.	Total Cost: \$54,000,000 SB 1 Funds: \$521,885 Federal Funds: \$4,028,115	25/26	Is SB 1?: Yes Is Federal?: Yes	Planned	68, 73, 74	36, 37	45, 48, 49	Orange	Irvine, Laguna Niguel, Laguna Hills, Laguna Woods, Lake Forest, Mission Viejo, San Juan Capistrano	12	Yes	6/28/2022

Site Highlights

Before After



In **Merced County**, new bike lanes, sidewalks, curbs, gutter, and storm drainage improvements increase safety for bicyclists and pedestrians.

Site Highlights

Before

After



In **Roseville**, a new bridge adds a bike trail along Dry Creek, improving pedestrian and bicycle connectivity around the downtown area.

Site Highlights

Jobs created

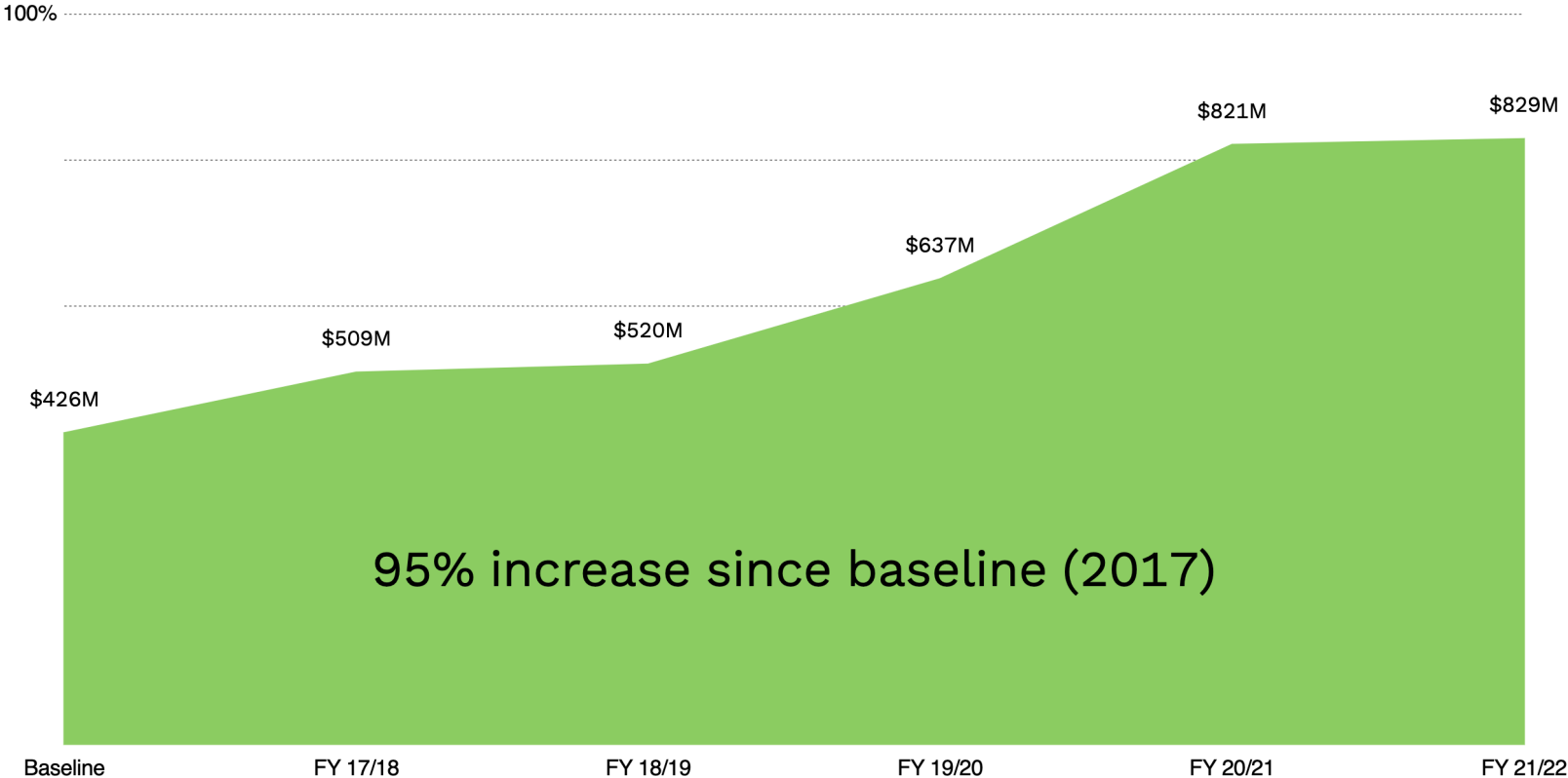
SB 1
225,693

IIJA
47,992



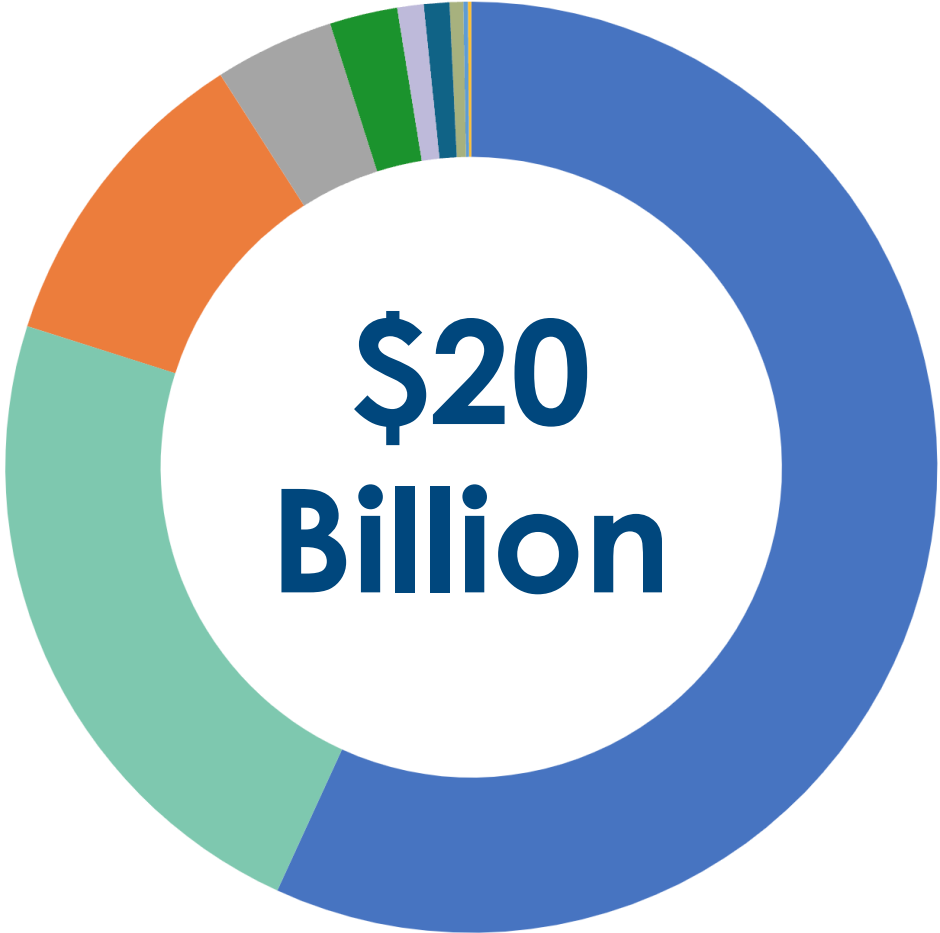
Site Highlights

Small business dollars awarded in millions



Site Highlights

Total announced IIJA funding to California



- Federal Highway Administration (FHWA) - \$11,344
 - Federal Transit Administration (FTA) - \$2,207
 - Federal Aviation Administration (FAA) - \$827
 - National Highway Traffic Safety Administration (NHTSA) - \$23
 - Federal Motor Carrier Safety Administration - \$32
 - DOT Office of the Secretary - \$470
 - Maritime Administration - \$94
 - Climate, Energy and the Environment - \$4,604
 - Broadband - \$177
 - Other non-DOT projects - \$182
- (\$ shown in millions)

Site Highlights



Pavement

Culverts

Bridges

TMS

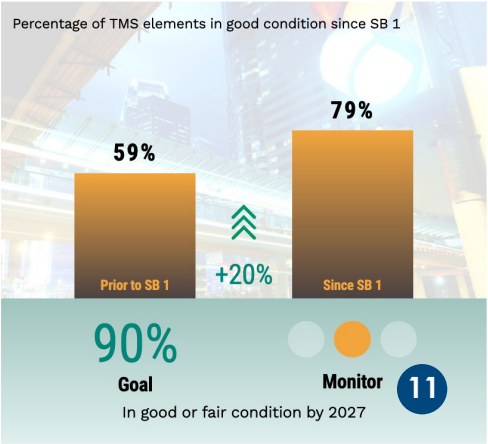
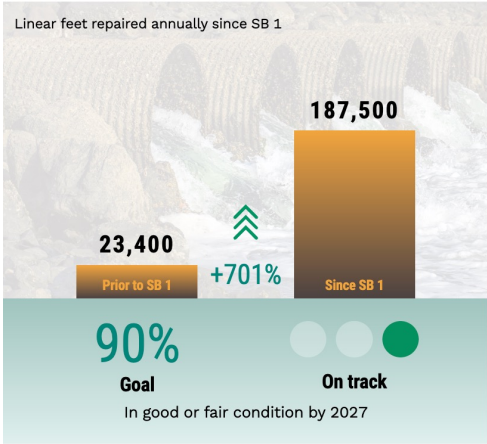
Pavement

Bridges



Culverts

TMS



Journey to Date

An ongoing journey of innovation and continuous improvement.

Significant effort and resources to enhance the user experience and optimize access to project information.



- ## Future Plans
- Map modernization
 - Robust project gallery
 - Increased multimedia content

Lesson Learned

Communication

“We are investing your tax dollars efficiently and effectively.”

Plain Language

Simplified storytelling for visitors of all knowledge levels.

Data Refinement

Refining data for consistent external reporting requires **significant time, effort, and IT and program support.**

Data Synchronization

Translating program-specific information from multiple programs to tell one story requires significant effort.

Program Complexity

Linking together data gathering, transparency, and communication increase with the number of programs and complexity.

User Interaction and Technology

The interactive project map is the most popular destination on Rebuilding CA. Nearly 20% of daily visits.

Accountability and Transparency

Program specific

- Statute

California Transportation Commission (CTC)

- Accountability and transparency guidelines
- Department administration and oversight
- CalSMART

Varying requirements

Audits



Recommendations

Program Manager

- Program-specific
- Overall

Program-specific accountability and reporting

- Balance



Level of support

- Multi-disciplinary team
 - IT support
 - Data
 - Analysis/Transformation/Refinement
 - Storytelling
 - Web support

Complexity

Time sensitivity

Questions?

